


Special Production

Aquarium Materials

- Delivery programme and material selection



ALTERNATIVE PLASTICS

Contents


Sizes & Thickness Range

Material Thickness Selection - Landscape orientation

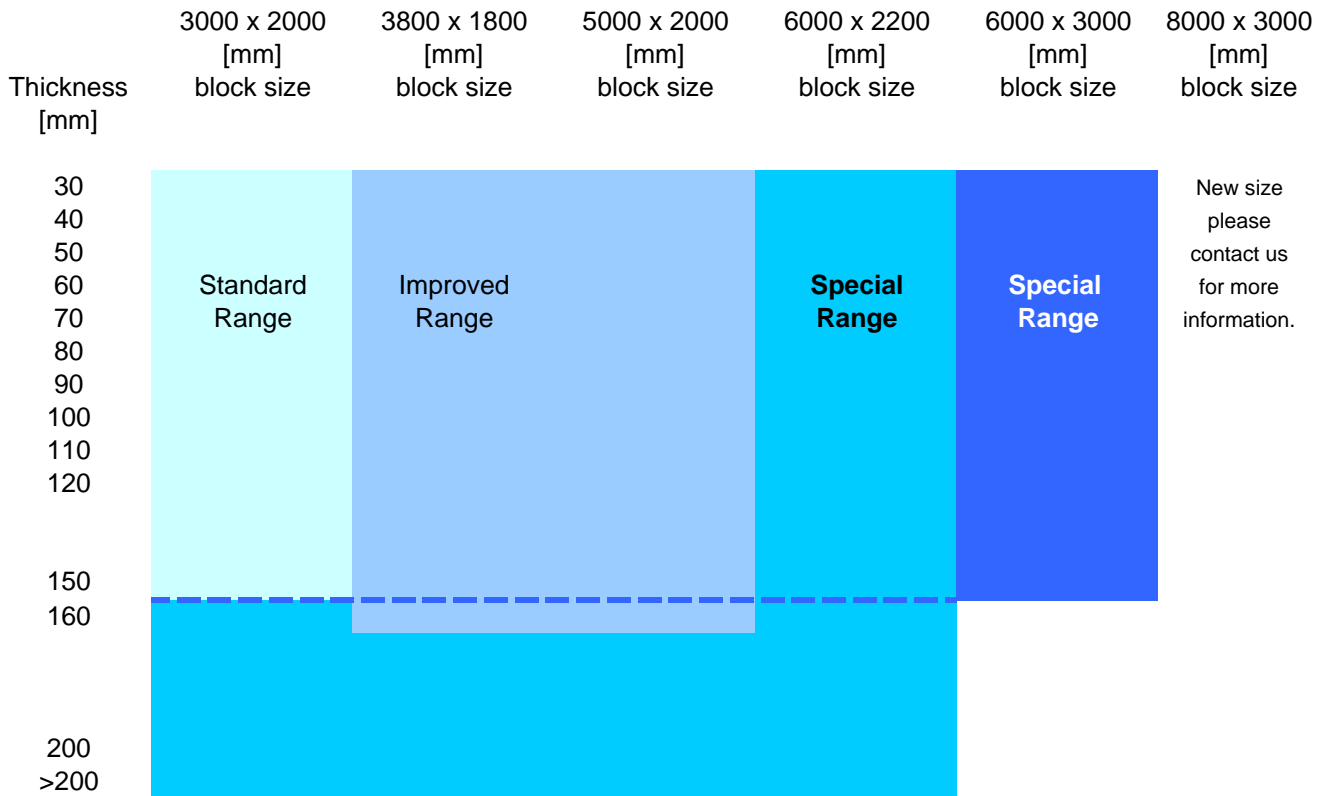
Material Thickness Selection - Portrait orientation

Special Production Aquarium Materials

Sizes & Thickness Range



ALTERNATIVE PLASTICS



The colour bars show the possible thickness available in the different block sizes.
For thicker blocks two or more blocks can be laminated to your required thickness.
 See the Laminated data sheet.

NEW

We are currently developing the size 8000x3000mm as a monolithic size. Please enquire.

For special sizes blocks can be bonded to any length or width.

If you require cut to size pieces or other thicknesses please contact us with your enquiry.

Aquarium Grade Certification & Standards Compliance


The customer should order Aquarium Grade if they need the material to be guaranteed to the relevant material specification by testing on each block ordered.

Standard sheets comply with ISO 7823-1 Part 1: Cast Sheets and are manufactured by TUV Cert in line with DIN EN ISO 9001 (quality) and by Gerling Cert to DIN EN ISO 14001 (environmental compatibility).

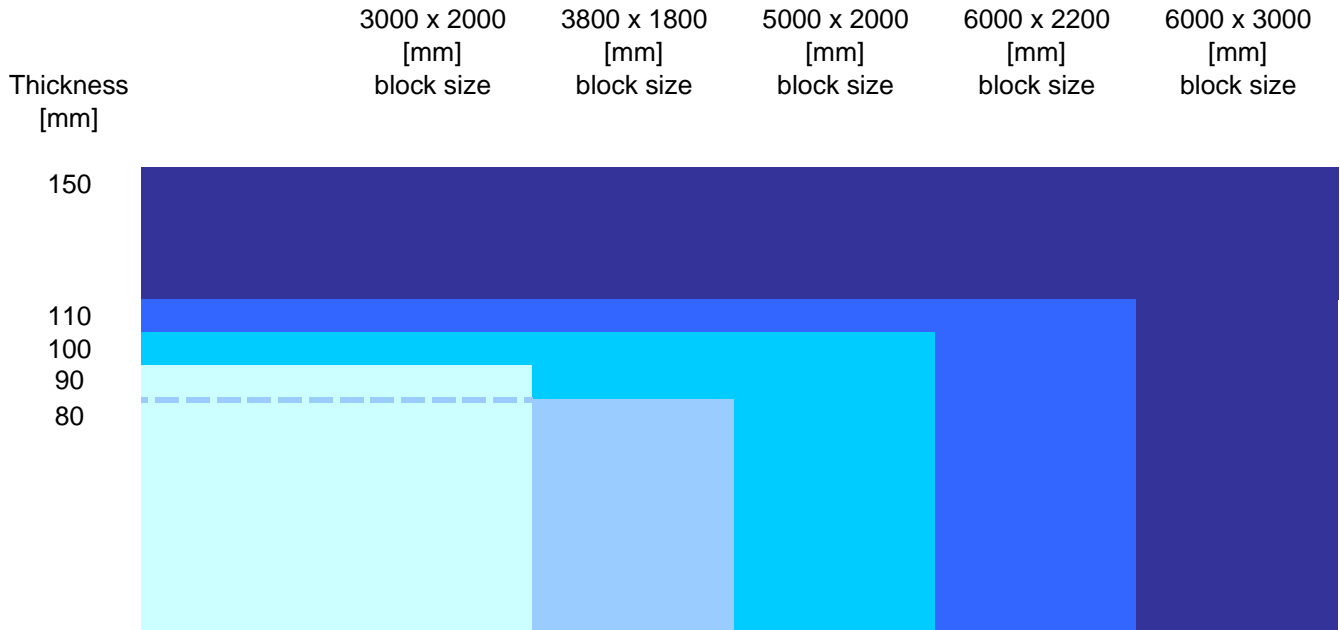
Special Production

Aquarium Materials

Aquarium Material Thickness
- Landscape orientation



ALTERNATIVE PLASTICS



For blocks arranged in a landscape direction (eg the shorter side as the height) the above table shows the recommended thickness required for blocks from our standard delivery program.

The thicknesses above are assuming 4 edge simply supported panels with the water level at the top of the panel and a bearing edge of approx the thickness of the material.

For other sizes, water heights, edge supports and panel orientations please enquire for thicknesses.

Special Production

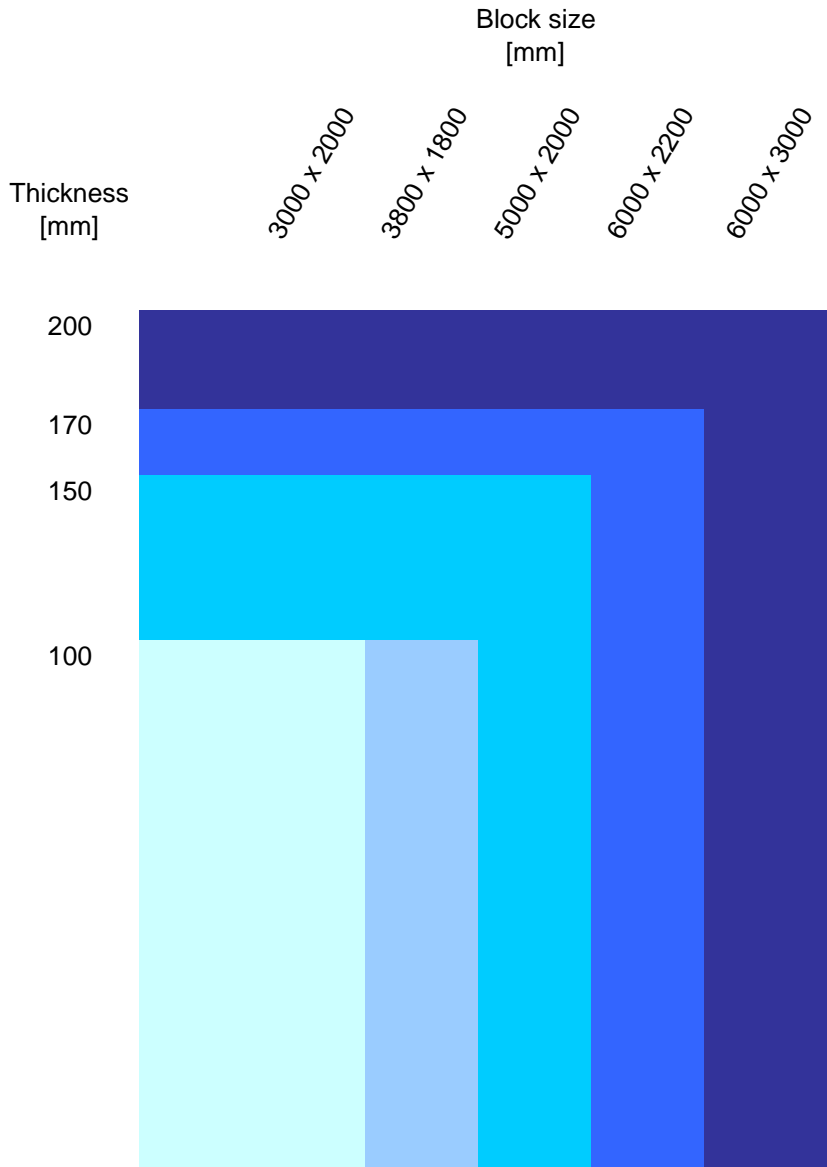
Aquarium Materials

Aquarium Material Thickness

- Portrait orientation



ALTERNATIVE PLASTICS



For blocks arranged in a portrait direction (eg the longer side as the height) the above table shows the recommended thickness required for blocks from our standard delivery program.

The thicknesses above are assuming 4 edge simply supported panels with the water level at the top of the panel and a bearing edge of approx the thickness of the material.

For other sizes, water heights, edge supports and panel orientations please enquire for thicknesses.